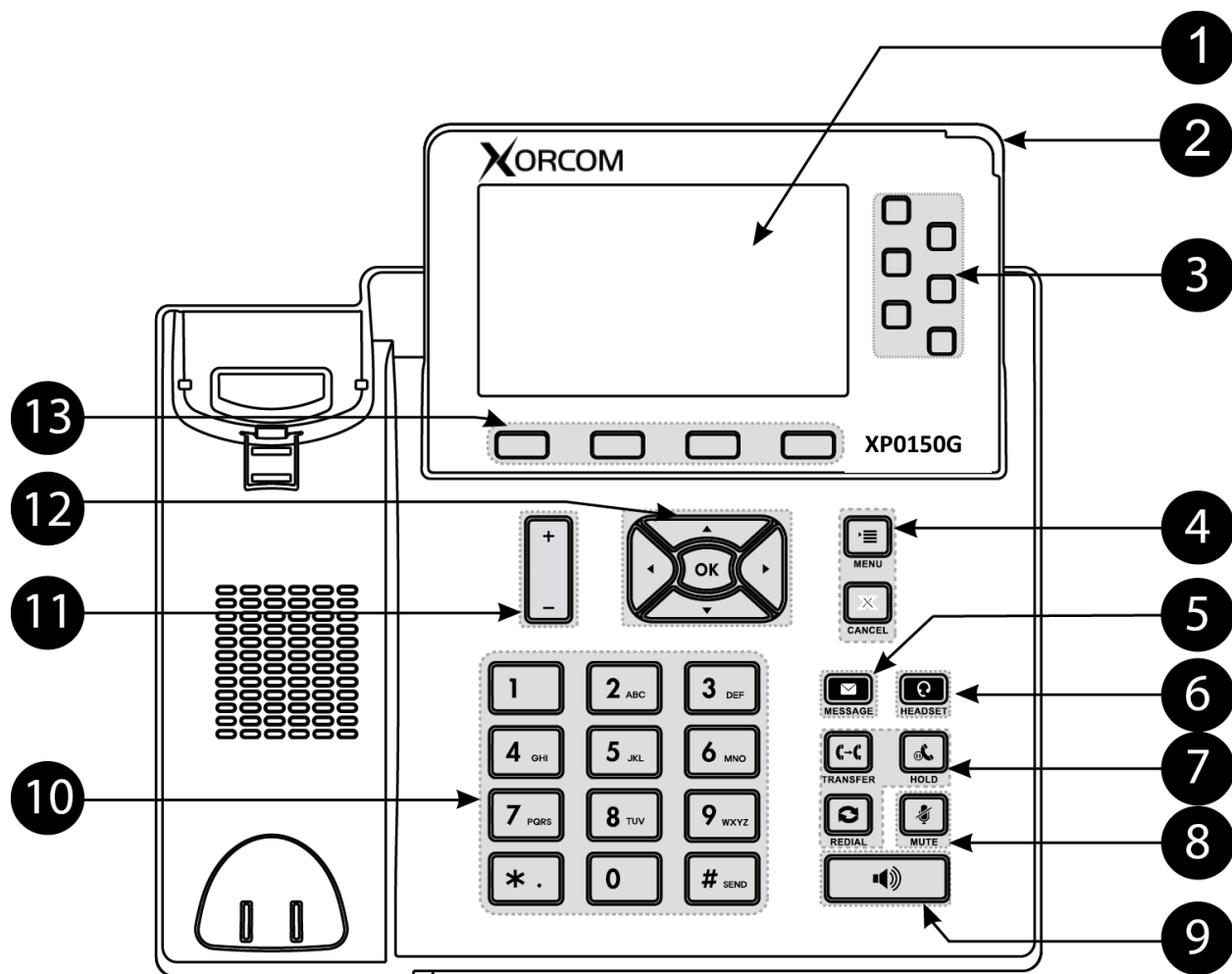

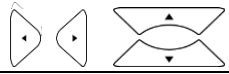



# Xorcom XP0150G


















## Keypad and LCD Screen Functions and Icons




















## Keypad Explanation

	Item	Description
①	LCD Screen	Shows information about calls, messages, soft keys, time, date and other relevant data: <ul style="list-style-type: none"> <li>• Call information—caller ID, call duration</li> <li>• Icons (for example, )</li> <li>• Missed call text or second incoming caller information</li> <li>• Prompt text (for example, "Saving files! Please wait...")</li> <li>• Time and date</li> </ul>
②	Power Indicator LED	Indicates phone power status.
③	Line Keys	Use these keys to activate up to six accounts and assign various features. The key LED will light up when the assigned feature is enabled.
④	MENU Key	Enters the main menu of phone.
	CANCEL Key	Cancels actions or rejects an incoming call.
⑤	MESSAGE Key	Indicates and accesses voice messages.
⑥	HEADSET Key	Toggles and indicates the headset mode.
⑦	TRANSFER Key	Transfers a call to another party.
	HOLD Key	Places a call on hold or resumes a held call.
	REDIAL Key	Redials a previously dialed number.
⑧	MUTE Key	Toggles and indicates the Mute feature on or off.
⑨	Speakerphone Key	Toggles and indicates the hands-free speakerphone mode.
⑩	Keypad	Provides the digits, letters, and special characters in context-sensitive applications.
⑪	Volume Key	Adjusts the volume of the handset, headset, speaker, and ringer.
⑫		Scroll through the displayed information.
		Confirms actions or answers an incoming call.
⑬	Soft Keys	Labels automatically to identity their context-sensitive features.

## LCD Icons Explanation

Icons	Description
	Network is unavailable
	Registered successfully
	Registered fail
	Registering
	Hands-free speakerphone mode
	Handset mode
	Headset mode
	Multi-lingual lowercase letters input mode
	Multi-lingual uppercase letters input mode
	Alphanumeric input mode
	Numeric input mode
	Voice Mail
	Text Message
	Auto Answer
	Do Not Disturb
	Call Forward
	Call Hold

Icons	Description
	Call Mute
	Ringer volume is 0
	Keypad Lock
	Missed Calls
	Received Calls
	Dialed Calls
	Missed Calls
	Recording box is full
	A call cannot be recorded
	Recording starts successfully
	Recording cannot be started
	Recording cannot be stopped
	Open VPN
	Conference
	The default contact photo
	The current page of the line keys.
	The non-current page of the line keys.